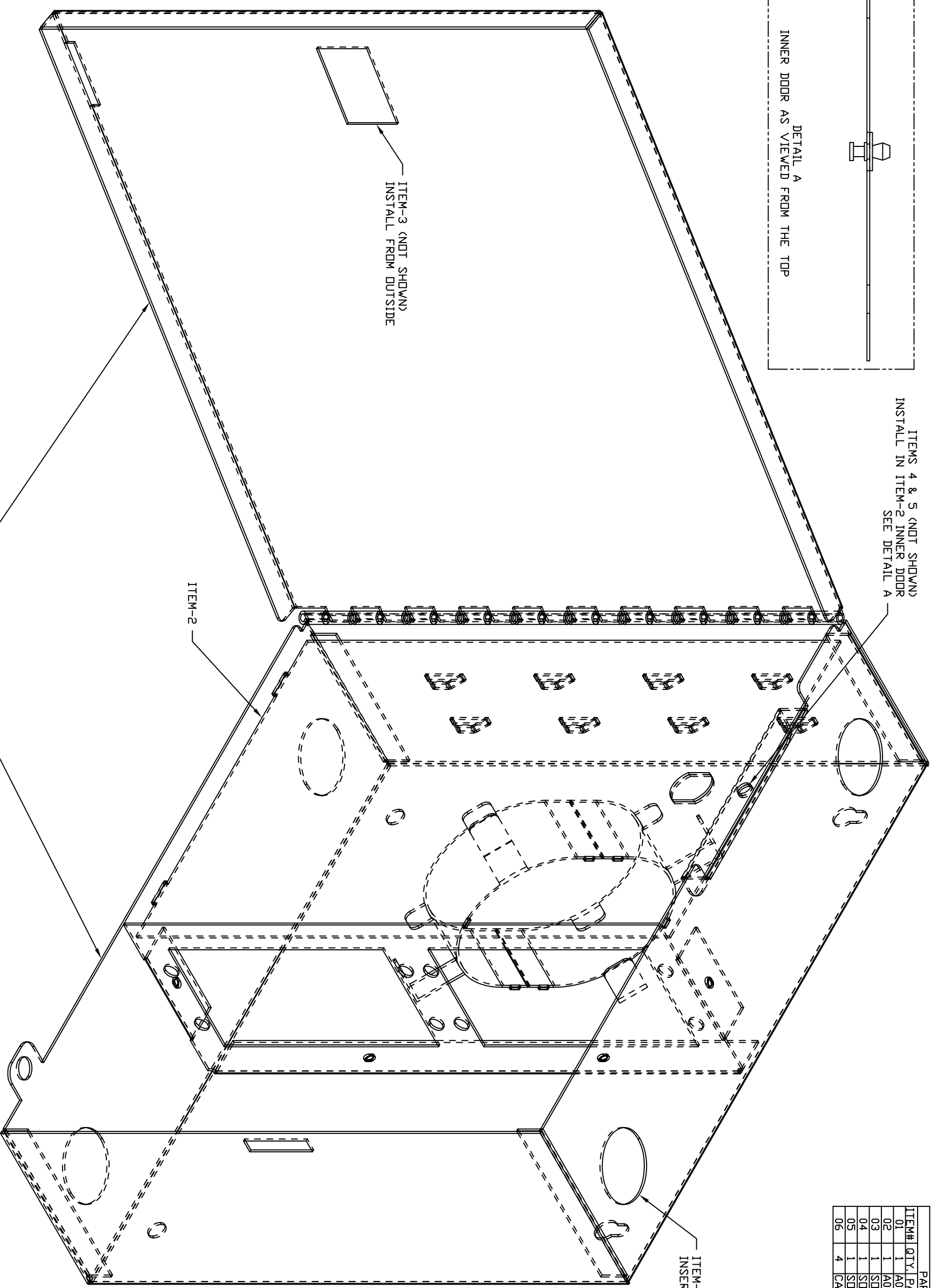


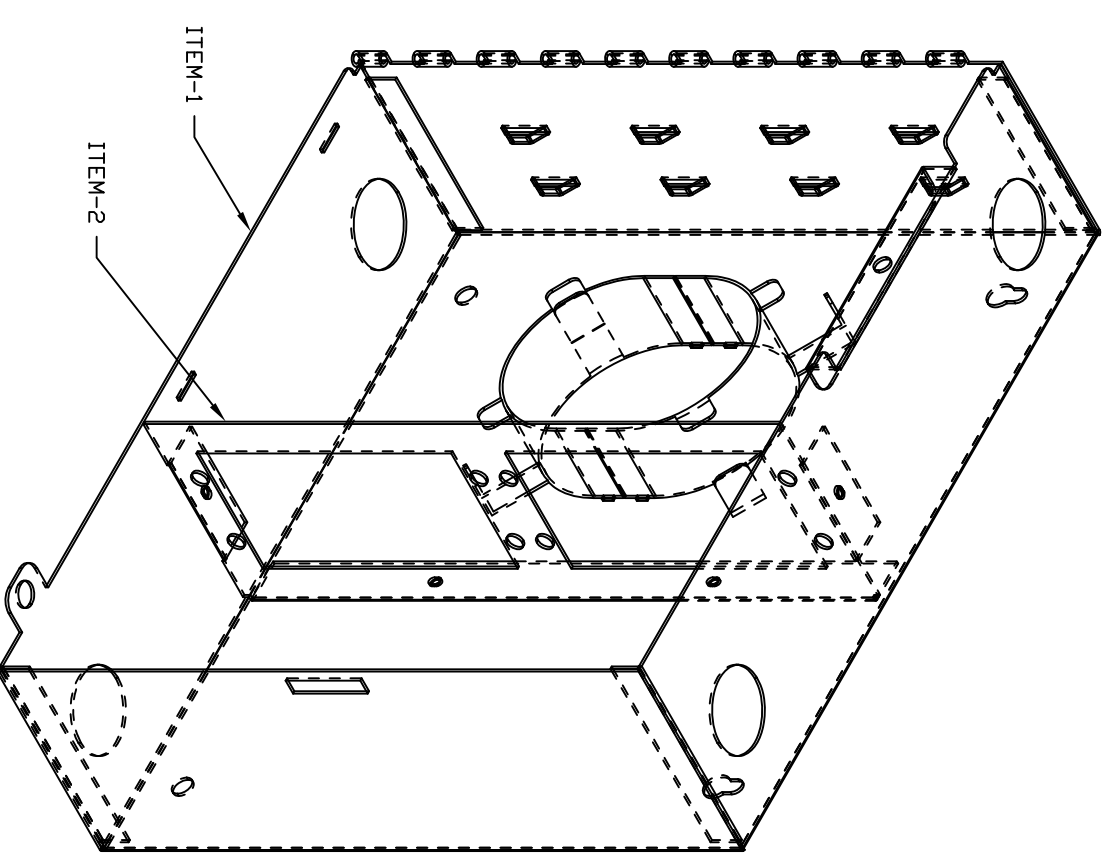
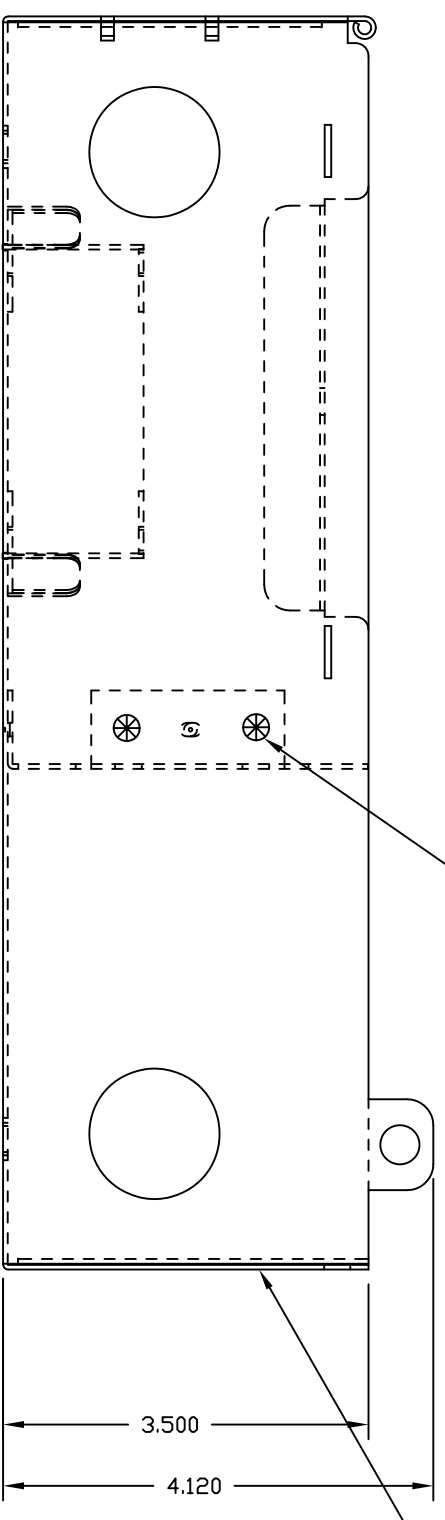
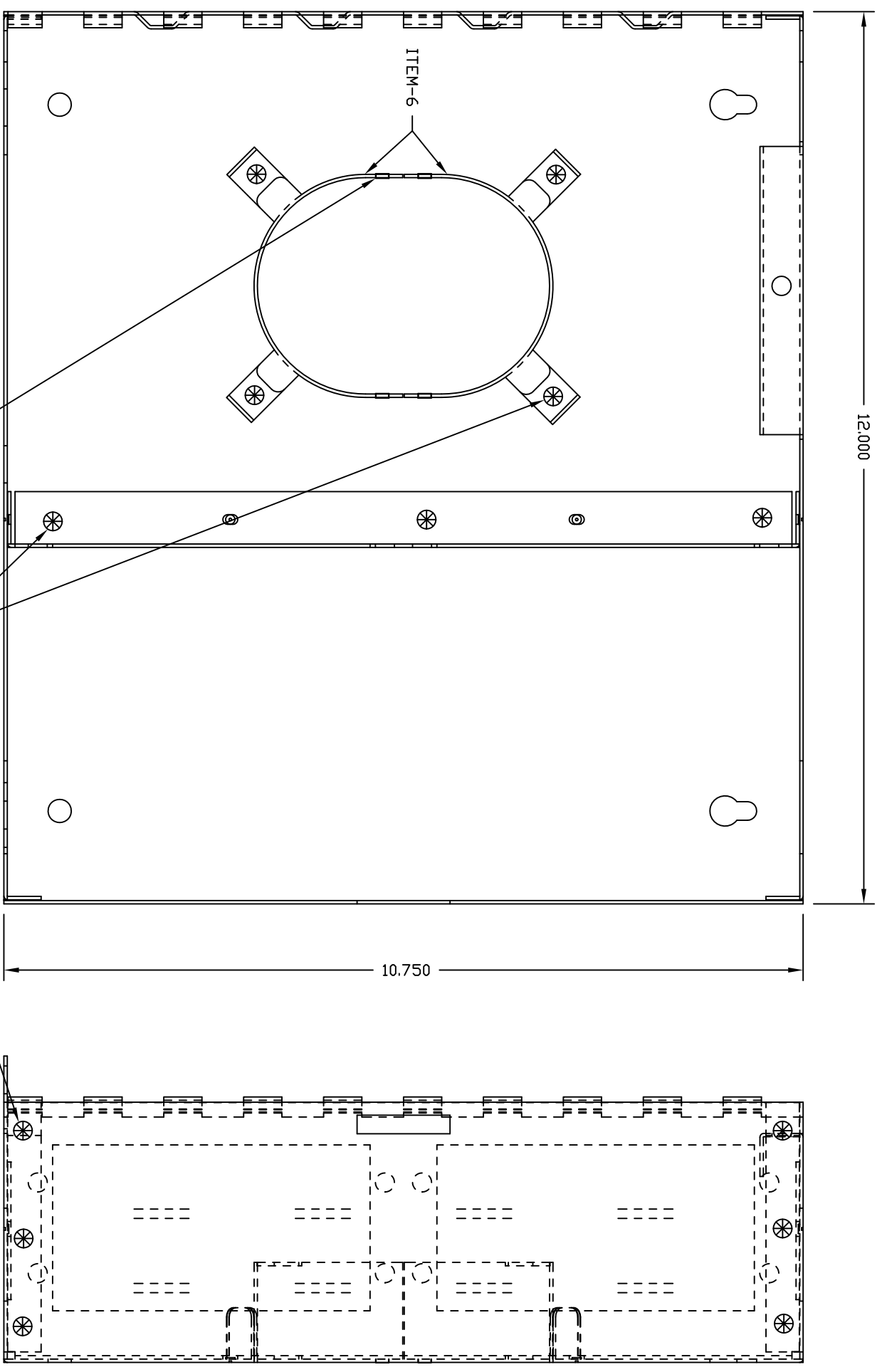
PARTS LIST	
ITEM#	QTY PART#/DESCRIPTION
01	1 A06-10-12-02 / BOX SPOTWELDED ASSEMBLY
02	1 A06-10-12-03 / INNER DOOR
03	1 SQUITHCD # A3-40-525-12 / PLASTIC SLIDE LATCH
04	1 SQUITHCD # NY-4G-42-20 / PUSH LATCH GROMMET
05	1 SQUITHCD # NY-4P-42-4-50 / PUSH LATCH PLUNGER
06	4 CAPPLUG # BP-1-1/4 / PLASTIC HOLE PLUG



- (01) CUST: WINSTON INTERNATIONAL
- (02) PART NAME: 24 PORT FIBER MANAGEMENT BOX ASSEMBLY
- (03) ITEMS 1 & 2 ARE TO BE POWDER COATED WITH SHERWIN WILLIAMS BLACK RAVEN, PBT6-10001 SPEC# 27038
- (04) ASSEMBLE ITEMS 1 THRU 6 AS SHOWN
- (05) PRODUCT COMPLIES WITH E.U. ROHS DIRECTIVE 2002/95/EC

TOLERANCE UNLESS OTHERWISE SHOWN
HOLE SIZES: +/- .002
BETWEEN FEATURES ON SAME PLANE: +/- .005
FROM BENDS: +/- .015

PARTS LIST	
ITEM#	QTY. PART#/DESCRIPTION
01	1 A06-10-12-02-1 / BOX
02	1 A06-10-12-02-2 / DIVIDER
03	1 A06-10-12-04 / FRONT DOOR
04	1 A06-10-12-05 / HINGE PIN
05	2 A06-10-12-06 / CABLE HANGER



- (01) CUST. WINSTON INTERNATIONAL
- (02) PART NAME: BOX SPOTWELDED ASSEMBLY
- (03) SPOTWELDED AS SHOWN
- (04) ASSEMBLE ITEM 3 AND ITEM 4
- (05) FUSE WELD THE HINGE PIN AT THE TOP. AFTER WELDING SAND THE SPOTS IF NEEDED SMOOTH ANY SHARP EDGES OR BURRS BEFORE PAINT
- (06) WILL BE PAINTED PER ASSM. DRW.# A06-10-12-01
- (07) GOES TO ASSEMBLY # A06-10-12-01

TOLERANCE UNLESS OTHERWISE SHOWN
HOLE SIZES: +/- .002
BETWEEN FEATURES ON SAME PLANE: +/- .005
FROM BENDS: +/- .015

