

POWER STRIPS

Multi Outlet Power Strips



WSP-400PLFU-4BK



WSP-420PLF-1.5



WSP-420UT-6YL



WSP-530UT-6YL



WSP-530MS-6



WSP-600PLF



WSP-610F



WSP-800C6NT

Multi Outlet Power Strips						
Part #	# of Outlets	Metal / Plastic	EMI/RFI FILTER?	Joules	Power Cord Length	
WSP-400PLFU-4BK	4	Plastic	Yes	1050J	4 FT	
WSP-420PLF-1.5	6	Plastic	Yes	1050J	1.5 FT	
WSP-420UT-6YL	6	Metal	No	No Surge	6 FT	
WSP-530MS-6	8	Plastic	Yes	1050J	6 FT	
WSP-530UT-6YL	8	Metal	No	No Surge	6 FT	
WSP-600F	6	Metal	Yes	750J	6 FT	
WSP-600F-20	6	Metal	Yes	525J	20 FT	
WSP-600P	6	Plastic	No	175J	3 FT	
WSP-600PLF	6	Plastic	Yes	750J	6 FT	
WSP-600PLF-12	6	Plastic	Yes	525J	12 FT	
WSP-600PLF-15	6	Plastic	Yes	750J	15 FT	
WSP-600PLF-20	6	Plastic	Yes	750J	20 FT	
WSP-600PLF-20BK	6	Plastic	Yes	750J	20 FT	
WSP-600PLF-6BK	6	Plastic	Yes	750J	6 FT	
WSP-601PLFT-10	6	Plastic	Yes	750J	10 FT	
WSP-610F	6	Metal	Yes	1050J	6 FT	
WSP-800C6NT	8	Plastic	Yes	3640J	6 FT	
WSP-800C6NT-15	8	Plastic	Yes	3640J	15 FT	

Rack Mount Power Strips

Rack Mount Power Strips					
Part #	# of Outlets	Metal / Plastic	EMI/RFI FILTER?	Joules	Power Cord Length
WSP-900RM	9	Metal	Yes	2450J	15 FT
WSP-900RMSQ	9	Metal	No	210J	15 FT



WSP-900RM



MULTI OUTLET POWER STRIPS

Multi Outlet Power Strips

**NEW
ITEMS**



WSP-530MS-6

8 OUTLET SURGE PROTECTOR

SPECIFICATIONS:

Electrical rating: 125V, 60Hz, 15A, 1875W
 Joules rating: 1050J
 Max. Peak pulse current: 19,500A
 Max Surge clamping voltage: 400V (L-N, L-G, N-G)
 Max Surge pulse voltage: 6000V
 Response time: faster than 1 nanosecond
 EMI /RFI noise reduction: up to 20dB from 150KHz to 30Mhz
 Overload protection: 125V, 15A circuit breaker



WSP400-PLFU-4BK

4 OUTLET SURGE PROTECTOR

SPECIFICATIONS:

Electrical rating: 125V, 60Hz, 15A, 1875W
 Joules rating: 1050J
 Max. Peak pulse current: 19,500A
 Max Surge clamping voltage: 400V (L-N, L-G, N-G) 500V (N-G)
 Max Surge pulse voltage: 6000V
 Response time: faster than 1 nanosecond
 EMI /RFI noise reduction: up to 20dB from 150KHz to 30Mhz
 Overload protection: 125V, 15A circuit breaker



WSP-530UT-6YL

Metal Workshop Center with Cord Storage

1. **THREE TRANSFORMER SPACED OUTLETS**
 Lets you plug in over-sized plugs without disturbing nearby outlets
2. **FIVE STANDARD SPACED OUTLETS**
3. **HEAVY DUTY METAL HOUSING**
4. **LIGHTED POWER SWITCH**
 On / Off master switch with built-in circuit breaker. If the power strip is no longer supplying power, an overload may have occurred. First, check the total wattage of all items plugged in, they should not exceed 1,875 watts. If wattage exceeds this maximum, unplug items until wattage is below 1,875 watts then reset the power switch to restart current flow.
5. **EASY CORD WRAP**
 For convenient cord management
6. **6 FOOT 14-GAUGE GROUNDED POWER CORD**



WSP-420UT-6YL

Metal Workshop Center with Cord Storage

1. **TWO TRANSFORMER SPACED OUTLETS**
 Lets you plug in over-sized plugs without disturbing nearby outlet
2. **FOUR STANDARD SPACED OUTLETS**
3. **HEAVY DUTY METAL HOUSING**
4. **LIGHTED POWER SWITCH**
 On / Off master switch with built-in circuit breaker. If the power strip is no longer supplying power, an overload may have occurred. First, check the total wattage of all items plugged in, they should not exceed 1,875 watts. If wattage exceeds this maximum, unplug items until wattage is below 1,875 watts then reset the power switch to restart current flow.
5. **EASY CORD WRAP**
 For convenient cord management
6. **6 FOOT 14-GAUGE GROUNDED POWER CORD**

MULTI OUTLET POWER STRIPS

Multi Outlet Power Strips



WSP-600P



WSP-600PLF



WSP-610F



WSP-600P-1.5D



WSP-600F
WSP-610F



WSP-800C6NT
WSP-800C6NT-15



WSP-800S



WSP-420PLF-1.5



WSP-601FT

6 Outlet Plastic Surge Protector	
WSP-600P	6-OUTLET, 175 BASIC SURGE STRIP W/ 3FT CORD; LIGHTED BREAKER SWITCH
6 Outlet Surge Protector EMI/RFI 525 Joules of Surge Protection	
WSP-600PLF	6-OUTLET LT. GRAY PLASTIC SURGE PROTECTOR W/ FULL 3 LINES SURGE; 750 JOULES; EMI/RFI NOISE FILTER; LED SURGE INDICATOR; LIGHTED BREAKER SWITCH; FRONT MOUNT HOLES W/ 2 SCREWS. 6' CORD; PACKAGED IN WELTRON WINDOW COLOR BOX
WSP-600PLF-6	BULK; 6-OUTLET BLACK PLASTIC SURGE PROTECTOR W/ FULL 3 LINES SURGE; 750 JOULES; EMI/RFI NOISE FILTER; LED SURGE INDICATOR; LIGHTED BREAKER SWITCH; FRONT MOUNT HOLES W/ 2 SCREWS. BULK PACKAGED - 1x STRIP PER POLY BAG.
WSP-600PLF-15	POWER STRIP 6 OUTLET W/ PROT 15 FT CORD
WSP-600PLF-20	6-OUTLET LT. GRAY PLASTIC SURGE PROTECTOR W/ FULL 3 LINES SURGE; 750 JOULES; EMI/RFI NOISE FILTER; LED SURGE INDICATOR; LIGHTED BREAKER SWITCH; FRONT MOUNT HOLES W/ 2 SCREWS. 20' CORD; PACKAGED IN WELTRON WINDOW COLOR BOX
6 Outlet Surge Protector EMI/RFI 1050 Joules of Surge Protection	
WSP-610F	6-OUTLET METAL SURGE PROTECTOR W/ FULL 3 LINES SURGE; 1050 JOULES W/ EMI/RFI NOISE FILTER; LED INDICATOR; 6' CORD. PACKAGED IN WELTRON COLOR WINDOW BOX.
6 Outlet Surge Protector Twin Pack 250 Joules of Surge Protection	
WSP-600P-1.5D	2-PACK; 6-OUTLET POWER STRIP W/ 1.5' CORD; UNLIGHTED POWER STRIP W/ 90J SURGE.
Cat 5E or Cat 6 Network Protection	
WSP-800C6NT	8 OUTLET WITH NETWORK PROTECTION 6' CORD
WSP-800C6NT-15	8 OUTLET WITH NETWORK PROTECTION, 15' CORD
8 Outlet Digital Satellite Surge Protector	
WSP-800S	6' 8 OUTLET DSS SURGE SUPPRESSOR; 900 JOULE RATING
6 Outlet Strip EMI/RFI	
WSP-600F	6-OUTLET LT. GRAY METAL SURGE PROTECTOR W/ FULL 3 LINES SURGE; 750 JOULES; EMI/RFI NOISE FILTER; LED SURGE INDICATOR; LIGHTED BREAKER SWITCH; 6' CORD; PACKAGED IN WELTRON WINDOW COLOR BOX
6 Outlet Plastic Strip EMI/RFI	
WSP-420PLF-1.5	4-STANDARD/2-TRANSFORMER OUTLET SURGE PROTECTOR W/ FULL 3 LINES SURGE; 1050 JOULES W/ EMI/RFI NOISE FILTER; LED INDICATOR; UL LISTED; LT. GRAY; 1.5' CORD. PACKAGED IN WELTRON COLOR WINDOW BOX.
6 Outlet Metal Telephone/Fax/Modem Surge Protector	
WSP-601F/T	6 OUTLET PHONE/FAX/MODEM SURGE PROTECTOR

AC / DC POWER CORDS

AC Power Cords

AC Power Cord	
AC-102-6	AC POWER CORD; PANASONIC ROUND,ROUND ; 6FT.

AC Power Cords	
AC-104-1	3', AC PLUG TO BME RECEPTACLE POWER SUPPLY CORD
AC-104-2	2', AC PLUG TO BME RECEPTACLE POWER SUPPLY CORD
AC-104-3	3', AC PLUG TO BME RECEPTACLE POWER SUPPLY CORD
AC-104-6	6', AC PLUG TO BME RECEPTACLE POWER SUPPLY CORD
AC-104-8	3', AC PLUG TO BME RECEPTACLE POWER SUPPLY CORD
AC-104-12	3', AC PLUG TO BME RECEPTACLE POWER SUPPLY CORD
AC-104-15	3', AC PLUG TO BME RECEPTACLE POWER SUPPLY CORD
AC-104-25	3', AC PLUG TO BME RECEPTACLE POWER SUPPLY CORD



AC-102-6



AC-104



AC-104-1EX

Standard Power Cord Extension	
AC-104-1EX	1' AC POWER CORD EXTENSION
AC-104-6EX	6' AC POWER CORD EXTENSION
AC-104-10EX	10' AC POWER CORD EXTENSION
AC-104-15EX	15' AC POWER CORD EXTENSION
AC-104-25EX	25' AC POWER CORD EXTENSION

AC to Laptop Supply Cord	
AC-104MM-6	6' AC TO LAPTOP SUPPLY CORD MICKEY MOUSE POWER CORD
AC-104MM-10	10' AC TO LAPTOP SUPPLY CORD MICKEY MOUSE POWER CORD



AC-104MM-6



AC-104RA-6



AC-105

Right Angle Black AC Cord BME	
AC-104RA-6	RIGHT ANGLE 6' BLACK AC CORD BME
AC-104RA-12	RIGHT ANGLE 12' BLACK AC CORD BME

IEC14 to IEC13 Power Cord	
AC-105-1	1'; IEC14 TO IEC13 POWER CORD; MONITOR TO PC; BLACK
AC-105-2	2'; IEC14 TO IEC13 POWER CORD; MONITOR TO PC; BLACK
AC-105-3	3'; IEC14 TO IEC13 POWER CORD; MONITOR TO PC; BLACK
AC-105-5	5'; IEC14 TO IEC13 POWER CORD; MONITOR TO PC; BLACK
AC-105-12	12'; IEC14 TO IEC13 POWER CORD; MONITOR TO PC; BLACK

DC Power Cords



DC Power Cords	
AC-109-6	6 INCH DC POWER CORD
AC-109-12	12 INCH DC POWER CORD
AC-109-36	36 INCH DC POWER CORD

DC Jack (5. 5*2. 1mm) /Open 2ft.	
AC-109F	FEMALE DC POWER SUPPLY CORD WHIP 12"

DC Power Y Cable,1F to 2 M, 1 ft.	
AC-109Y	ONE MALE TO 2 FEMALE Y CABLE

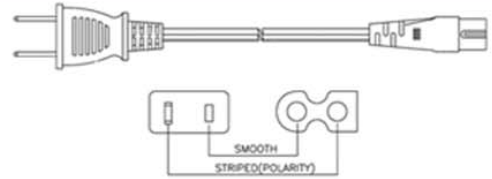
DC CCTV Power Cord	
44-164-DCF-25	25FT BNC M/M DC M/F CCTV CORD
44-164-DCF-50	25FT BNC M/M DC M/F CCTV CORD
44-164-DCF-75	25FT BNC M/M DC M/F CCTV CORD
44-164-DCF-100	25FT BNC M/M DC M/F CCTV CORD

AC POWER CORDS

NEMA 1-15P to IEC C7 125V Polarized

NEMA 1-15P to IEC320 C7 - 7A

Supply End: NEMA 1-15P
Equipment End: IEC60320 C7

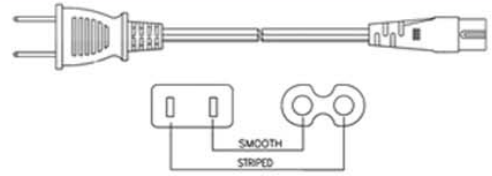


Part #	Supply End	Equipment End	Rating	Gauge	Jacket	Wires	Color	Length
AC-101	NEMA 1-15P	C-7 (Polarized)	7A-125V	18 AWG	NISPT-1	2	BLACK	6 FT

NEMA 1-15P to IEC C7 125V Non-polarized

NEMA 1-15P to IEC320 C7 - 7A

Supply End: NEMA 1-15P
Equipment End: IEC60320 C7

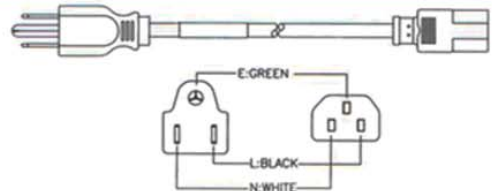


Part #	Supply End	Equipment End	Rating	Gauge	Jacket	Wires	Color	Length
AC-102	NEMA 1-15P	C-7	7A-125V	18 AWG	SPT-1	2	BLACK	6 FT

NEMA 5-15P to IEC C13 125 V

NEMA 5-15P to IEC C13 - 10A

Supply End: NEMA 5-15P
Equipment End: IEC60320 C13

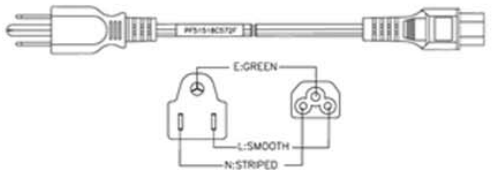


Part #	Supply End	Equipment End	Rating	Gauge	Jacket	Wires	Color	Length
AC-104-1	NEMA 5-15P	C-13	10A-125V	18 AWG	SVT	3	BLACK	1 FT
AC-104-1.5	NEMA 5-15P	C-13	10A-125V	18 AWG	SVT	3	BLACK	1.5 FT
AC-104-2	NEMA 5-15P	C-13	10A-125V	18 AWG	SVT	3	BLACK	2 FT
AC-104-3	NEMA 5-15P	C-13	10A-125V	18 AWG	SVT	3	BLACK	3 FT
AC-104-6	NEMA 5-15P	C-13	10A-125V	18 AWG	SVT	3	BLACK	6 FT
AC-104-8	NEMA 5-15P	C-13	10A-125V	18 AWG	SVT	3	BLACK	8 FT
AC-104-12	NEMA 5-15P	C-13	10A-125V	18 AWG	SVT	3	BLACK	12 FT
AC-104-15	NEMA 5-15P	C-13	10A-125V	18 AWG	SVT	3	BLACK	15 FT
AC-104-25	NEMA 5-15P	C-13	10A-125V	18 AWG	SVT	3	BLACK	25 FT

NEMA 5-15P to IEC C5 125 V

NEMA 5-15P to IEC C5 - 10A

Supply End: NEMA 5-15P
Equipment End: IEC60320 C5



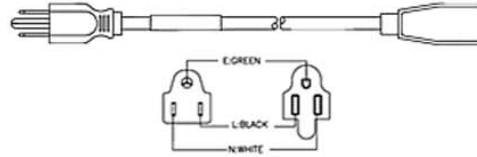
Part #	Supply End	Equipment End	Rating	Gauge	Jacket	Wires	Color	Length
AC-104MM-6	NEMA 5-15P	C-5	10A-125V	18 AWG	SPT-2	3	BLACK	6 FT

AC POWER CORDS

NEMA 5-15P to NEMA 5-15R 125V

NEMA 5-15P to NEMA 5-15R - 13A

Supply End: NEMA 5-15P
Equipment End: NEMA 5-15R

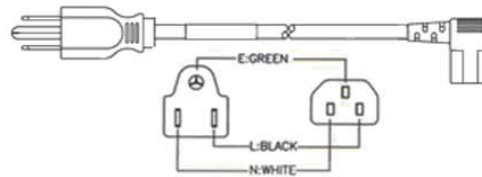


Part #	Supply End	Equipment End	Rating	Gauge	Jacket	Wires	Color	Length
AC-104-1LIB	NEMA 5-15P	NEMA 5-15R	13A-125V	16 AWG	SJT	3	BLACK	1 FT
AC-104-3LIB	NEMA 5-15P	NEMA 5-15R	13A-125V	16 AWG	SJT	3	BLACK	3 FT
AC-104-6LIB	NEMA 5-15P	NEMA 5-15R	13A-125V	16 AWG	SJT	3	BLACK	6 FT
AC-104-10LIB	NEMA 5-15P	NEMA 5-15R	13A-125V	16 AWG	SJT	3	BLACK	10 FT
AC-104-15LIB	NEMA 5-15P	NEMA 5-15R	13A-125V	16 AWG	SJT	3	BLACK	15 FT
AC-104-25LIB	NEMA 5-15P	NEMA 5-15R	13A-125V	16 AWG	SJT	3	BLACK	25 FT

NEMA 5-15P to IEC C13 Right Angle 125V

NEMA 5-15P to IEC C13 Right Angle - 10A

Supply End: NEMA 5-15P
Equipment End: IEC60320 C13 Right

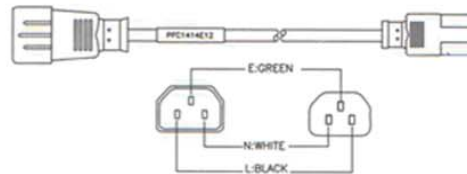


Part #	Supply End	Equipment End	Rating	Gauge	Jacket	Wires	Color	Length
AC-104RA-6	NEMA 5-15P	C-13RA	10A-125V	18 AWG	SVT	3	BLACK	6 FT

IEC C14 to IEC C13 125V

IEC C14 to IEC C13 - 10A

Supply End: IEC C14
Equipment End: IEC C13

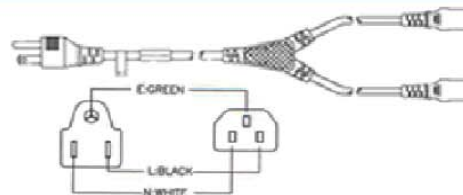


Part #	Supply End	Equipment End	Rating	Gauge	Jacket	Wires	Color	Length
AC-105-1	IEC C-13	IEC C-14	10A-125V	18 AWG	SVT	3	BLACK	1 FT
AC-105-2	IEC C-13	IEC C-14	10A-125V	18 AWG	SVT	3	BLACK	2 FT
AC-105-3	IEC C-13	IEC C-14	10A-125V	18 AWG	SVT	3	BLACK	3 FT
AC-105-5	IEC C-13	IEC C-14	10A-125V	18 AWG	SVT	3	BLACK	5 FT
AC-105-12	IEC C-13	IEC C-14	10A-125V	18 AWG	SVT	3	BLACK	12 FT

NEMA 5-15 to IEC C13 x2 125V

NEMA 5-15 to IEC C13 x2 - 10A

Supply End: NEMA 5-15
Equipment End: IEC60320 C13 x2



Part #	Supply End	Equipment End	Rating	Gauge	Jacket	Wires	Color	Length
AC-104Y-6	NEMA 5-15	C-13 x2	10A-125V	18 AWG	SJT	3	BLACK	6 FT