

CABINET RELAY RACKS

Cabinet Relay Racks

Floor Standing Cabinets

90-4090-5EN-SR	Floor Standing Server Cabinet, 37U 60" H x 24" W x 36.2" D w/ 4 Fans
90-4090-7EN-SR	Floor Standing Server Cabinet, 42U 84" H x 24" W x 36.2" D w/ 4 Fans

Wall Mount Cabinets

90-4090-EN-01	Wall Mount Cabinet, 12U 24" H x 24" W x 12.5" D w/ 2 Fans
90-4090-EN-02	Double-Section Wall Mount Cabinet, 15U 24.5" H x 24" W x 36.2" D w/ 2 Fans
90-4090-EN-03	Double-Section Wall Mount Cabinet, 12U 24" H x 24" W x 24" D w/ 2 Fans



90-4090-5EN-SR 90-4090-7EN-SR

- Constructed of heavy-duty steel for the ultimate server rack strength and stability
- Maximum static load of 800 kg (1,763 lbs.)
- Several lockable cable entrances on the top/bottom plate
- Tempered-glass door
- Vented front and rear door borders for reliable ventilation
- Parts are machine finished and powder coated for extended use and wear
- Vertical mounting rails offer a square hole universal mount (EIA-310) for any brand server
- Rail brackets are pre-punched for built-in cable management
- Multiple lacing points and slotted rail brackets add cable-management convenience

90-4090-EN-01 90-4090-EN-02 90-4090-EN-03

- Specifically designed for space-constrained applications
- Mounts directly to building walls
- Static load 60 kg (132 lbs.)
- Wire channels and air holes on top and bottom
- Protection grade: IP20
- SPCC high-quality cold roll steel
- Thickness: 2.0 mm for mounting rails and 1.2 mm for others
- Surface finish: degreasing, pickling, phosphoric, static electricity, power coat



OPEN FRAME RELAY RACKS

Open Frame Relay Racks



90-4090-4

2 Post Distribution Racks

The EIA standard 19 inch racks are designed for the ultimate in configuration flexibility. The 6061-T6 high strength aluminum alloy makes these racks lightweight and durable with excellent grounding characteristics.




90-4090-7




90-4090-4P-4

4 Post Distribution Racks

- Designed to house standard 19" mounting devices
- Uprights come with square holes to use standard cable management
- 9-fold frame for maximum stability
- The removable vertical rails can be adjusted backward and forward
- 300 kg suitably distributed load capacity
- 1156 mm inside height and 1245 mm outside height
- 2.0 mm SPCC steel construction (14 Gauge)



90-4090-4P-7



90-4090-2WM
90-4090-3WM
90-4090-4WM

Wall Mount Relay Racks

Versatile wall mount racks swing open either direction. Available in 2, 3 or 4 feet models. 70 lb. weight capacity.

19" Open Frame Distribution Racks

90-4090-4	4 ft. 19" 2 Post Open Frame Rack. 48" H x 32" W
90-4090-7	7 ft. 19" 2 Post Open Frame Rack. 84" H x 32" W
90-4090-4P-4	4 ft. 19" 4 Post Adjustable Open Frame Rack. 48" H x 32" W x 32.3" max. D
90-4090-4P-7	4 ft. 19" 4 Post Adjustable Open Frame Rack. 84" H x 32" W x 32.3" max. D

Wall Mount Relay Racks

90-4090-2WM	2 ft. Wall Mount Rack, 24" H x 20.6" W x 25" D
90-4090-3WM	3 ft. Wall Mount Rack, 36" H x 20.6" W x 25" D
90-4090-4WM	4 ft. Wall Mount Rack, 48" H x 20.6" W x 25" D

RELAY RACK SHELVES

Relay Rack Shelves



90-ESW-10	19" W x 14" D SINGLE SHELF, CANTILEVERED (2RU)
------------------	---



90-ESWF-1000	1000MM (40) INCH DEEP FIXED SHELF
---------------------	--------------------------------------



90-ESW-20	19" W x 19" D DOUBLE SHELF, CENTER WEIGHT
90-ESW-30	SLIDING SHELF FOR RACKS, 16" DEPTH #91 29



90-ESWF-250	1U FIXED SHELF 250MM 9.75DEEP
--------------------	----------------------------------



90-ESW-AD400	400 MM ADJUSTABLE 4 POST SHELF
---------------------	-----------------------------------



90-ESW-AD700	1U, 700 mm (27.6 in.) DEPTH, ADJUSTABLE SHELF
---------------------	---



90-ESW-AD550	550MM ADJUSTABLE 4 POST SHELF
---------------------	----------------------------------



90-ESW-AD1000	1000MM (40 INCH) DEEP SLIDING SHELF
----------------------	---

RELAY RACK ACCESSORIES

Wire Managers



90-CMP-41-FD	1.75 in. Finger Duct Cable Manager
---------------------	------------------------------------



90-CMP-42-FD	3.5 in. Finger Duct Cable Manager
---------------------	-----------------------------------



90-CMP-41	2 Vertical Rings, 24 Plastic Clips
------------------	------------------------------------



90-CMP-42	4 Vertical Rings, 4 Horizontal Rings, 24 Plastic Clips
------------------	--



90-CMP-51	5 Horizontal Rings
------------------	--------------------



90-CMP-52	5 Horizontal Rings
------------------	--------------------

Vertical Rings



90-VR1	Small Ring, Single Entry
---------------	--------------------------



90-VR2	Large Ring, Single Entry
---------------	--------------------------



90-VR3	Small Ring, Double Entry
---------------	--------------------------



90-VR4	Large Ring, Double Entry
---------------	--------------------------

Screws, Cage Nuts & Grounding Kits



90-RMG RK	Relay Rack Grounding Kit
------------------	--------------------------



90-SC10-32	10/32" x 5/8" Rack Screw, 30 per bag
90-SC12-24	5/8" Rack Screw, 30 per bag



90-SC-CAGE NUT	Caged Nut, Screw, Washer, 20 PCS. per package
-----------------------	---

PATCH PANELS


Blank Patch Panels



90-012PP




90-024PP



90-048PP

Blank Patch Panels	
90-012PP	12 Port, 1.75 in., 1 Rack Space
90-016PP	16 Port, 1.75 in., 1 Rack Space
90-024PP	24 Port, 3.5 in., 2 Rack Space
90-032PP	32 Port, 3.5 in., 2 Rack Space
90-048PP	48 Port, 5.25 in., 3 Rack Space
90-064PP	64 Port, 7 in., 4 Rack Space
90-096PP	96 Port, 10.5 in., 6 Rack Space
90-0128PP	128 Port, 14 in., 8 Rack Space

110 Type Category 5E Patch Panels



90-48PPC5E



90-12PPC5E

110 Type Category 5e Patch Panels	
90-12PPC5E	12 PORT VERTICAL, 8 CONDUCTOR, 568 A & B PATCH PANEL
90-12PPC5E-RM	12 PORT RACK MT CAT5E PANEL
90-16PPC5E	16 Port 5 68A/B Patch Panel
90-24PPC5E	24 Port 5 68A/B Patch Panel
90-48PPC5E	48 Port 5 68A/B Patch Panel
90-72PPC5E	72 Port 5 68A/B Patch Panel
90-96PPC5E	96 Port 5 68A/B Patch Panel

110 Type Category 6 Patch Panels



90-48PPC6



90-24PPC6A



90-12PPC6

110 Type Category 6 Patch Panels	
90-12PPC6	12 PORT VERTICAL, 8 CONDUCTOR, 568 A & B PATCH PANEL
90-24PPC6	24 Port, 568 A/B 110 Type Cat.6 Patch Panel
90-24PPC6A	24 Port, 568 A/B 110 Type Cat.6A Patch Panel
90-24PPC6-SH	SHIELDED CAT6 24 PORT PANEL
90-48PPC6	48 Port, 568 A/B 110 Type Cat.6 Patch Panel
90-96PPC6	96-PORT 4U RACKMOUNT CAT 6 PATCH PANEL

PATCH PANELS

CATV Patch Panels



90-24PP-291

CATV Patch Panels	
90-12PP-291	12 Port CATV Patch Panel w/ F81 connectors
90-16PP-291	16 Port CATV Patch Panel w/ F81 connectors
90-24PP-291	24 Port CATV Patch Panel w/ F81 connectors
90-32PP-291	32 Port CATV Patch Panel w/ F81 connectors
90-48PP-291	48 Port CATV Patch Panel w/ F81 connectors

BNC Patch Panels



90-24PP-253

BNC Patch Panels	
90-12PP-253	12 PORT PATCH PANEL LOADED W/ BNC CONNECTORS
90-16PP-253	16PORT PATCH PANEL LOADED W/ BNC CONNECTORS
90-24PP-253	24 PORT PATCH PANEL LOADED W/ BNC CONNECTORS
90-48PP-253	48PORT PATCH PANEL LOADED W/ BNC CONNECTORS

Blank CATV Panels




90-24PP-3/8

Blank Panels	
90-24PP-3/8	24 Port, Unloaded Panel W/3/8" Hole
90-32PP-3/8	32 Port, Unloaded Panel W/3/8" Hole
90-48PP-3/8	48 Port, Unloaded Panel W/3/8" Hole
90-24PP-1/2	24 Port, Unloaded Panel W/1/2" Hole
90-32PP-1/2	32 Port, Unloaded Panel W/1/2" Hole
90-48PP-1/2	48 Port, Unloaded Panel W/1/2" Hole

Blank Rack Panels



90-1.75B1



90-3.5B1



90-7.5B1

Blank Rack Panels	
90-1.75B1	1.75" x 19" Blank Filler Panel
90-3.5B1	3.5" x 19" Blank Filler Panel
90-5.25B1	5.25" x 19" Blank Filler Panel
90-7.5B1	7.5" x 19" Blank Filler Panel

Hinged, Wall Mount Brackets



90-5.25WMB



90-3.5WMB



90-1.75WMB

Hinged, Wall Mount Brackets	
90-1.75WMB	1.75" HIGH, HINGED, WALL MOUNTING BRACKET
90-3.5WMB	3.5" 2u HINGED, WALL MOUNT BRACKET
90-3.5WMB-3	3.5" X 3" DEEP 2U HINGED, WALL MOUNT BRACKET
90-3.5WMB-L	3.5 MOUNTING BRACKET 12 DEEP
90-5.25WMB	5.25" HIGH HINGED, WALL MOUNT BRACKET
90-7WMB	7" HINGED WALL MOUNT BRACKET, 4 POSITION
90-7WMB-15	7" (4RU) X 15" D TILT-DOWN HINGED WALL-MOUNT BRACKET; 7"H x 20"W x 15"D
90-10.5WMB	10.5" HIGH HINGED WALL MOUNTING BRACKET
90-14WMB	14" HINGED WALL MOUNT BRACKET, 8 POSITION